



# BEVERAGE-AIR

Project: _____	AIA#
Item: _____	
Location: _____	SIS#
Approved: _____	

## DUAL TEMP WORKTOP

**MODEL:**  
**WTRF48AHC-1-SA-A**

WTRF48AHC Two Door Freezer/Refrigerator  
Hydrocarbon Series

**WTRF48AHC DUAL TEMP WORKTOP**

---

### 3 Year Parts/Labor Warranty Additional 4 Year Compressor Warranty

---

#### CABINET CONSTRUCTION

- Stainless steel front, sides, doors, and grille (galvanized back & bottom)
- Interior liner is made of corrosion resistant aluminum
- Stainless steel top
- 4" Removeable backsplash
- Dual Temp: left side freezer, right side refrigerator units provide two different operating temperature zones for different types of products
- Full electronic control
- Interior thermometer is standard
- Self-closing doors with 120° stay-open feature, on cartridge style hinges
- Magnetic gasket attached to each door for positive seal
- Painted aluminum door handles
- 6" Casters, two (2) with brakes standard
- Two (2) epoxy-coated steel wire shelves per door section
- Field reversible doors (hinge kit required)



#### OPTIONS & ACCESSORIES

- Stainless steel back
- Stainless steel interior
- Right or left hinged door
- Locks (solid doors only)
- Wire shelf divider
- 3" Casters or 6" legs
- Low profile casters
- Remote option\* (see note on back page)

#### REFRIGERATION SYSTEM

- Uses environmentally friendly, energy efficient R290 refrigerant, and meets all regulatory requirements for CARB, SNAP, DOE & more
- Adaptive defrost
- Freezer maintains product temperature from -10°F and below
- Refrigerator maintains product temperatures between 36°F and 38°F



  
Please verify qualifying units by visiting:  
[www.energystar.gov/cfs](http://www.energystar.gov/cfs)

3779 Champion Blvd., Winston-Salem, NC 27105  
1-888-845-9800 Fax: 1-336-245-6453  
Beverage-Air.com Sales@bevair.com



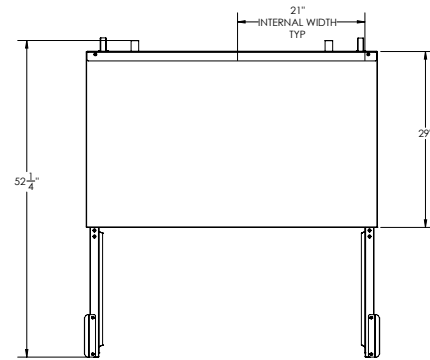
# BEVERAGE-AIR

MODEL	WTRF48AHC1-SA-A
<b>EXTERNAL DIMENSIONAL DATA</b>	
Width Overall	48"
Depth Overall (with handle & bumper)	32"
Height Overall (with casters)	39 5/8"
Number of Doors	2
Depth with Door Extended	52 1/4"
Door Opening (in)	19 1/2" x 21 5/8"
<b>INTERNAL DIMENSIONAL DATA</b>	
NET Capacity (cubic ft.)	(F) 5.31 (R) 5.31
Internal Width Overall (in)	(2) 21"
Internal Depth Overall (in)	15 3/8"
Internal Height Overall (in)	23"
<b>ELECTRICAL DATA</b>	
Full Load Amperes 115/60/1	(F) 2.5 (R) 2.0
<b>REFRIGERATION DATA</b>	
Horsepower*	(F) 1/4 (R) 1/10
Capacity (BTU/Hr)*	(F) 857 (R) 1110
<b>SHIPPING DATA</b>	
Gross Weight - Crated	295 lbs
Height - Crated	34"
Width - Crated	32"
Depth - Crated	52"

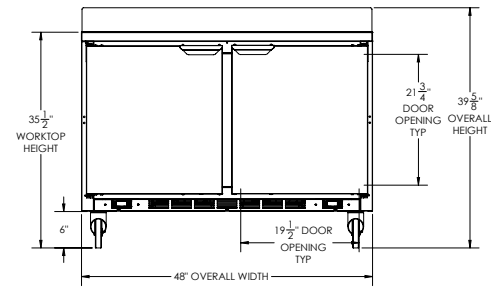
\*NOTE: Remote units are field wired and come with 6" legs.  
Refrigerant must be specified at time of order.

## Dual Temp Worktop Model: WTRF48AHC-1-SA-A

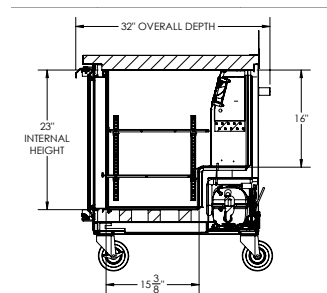
### Model Views



### PLAN VIEW



### ELEVATION VIEW



### SIDE VIEW

### \*ELECTRICAL CONNECTION



115/60/1  
(2) NEMA 5-15P

Unit pre-wired at factory and include (2) 8' long cord and plug set.



3779 Champion Blvd., Winston-Salem, NC 27105 1-888-845-9800 Fax: 1-336-245-6453 Beverage-Air.com Sales@bevair.com

an Ali Group Company



The Spirit of Excellence