

Project:	
Model #:	
Item #:	
Available W/H:	Qty:
Approval:	
AIA #:	SIS #:
CSI Section 11400	

Top Display Dry Cases

Display Cases
Open Display Merchandisers

Model : TOMD



TOMD-60LW

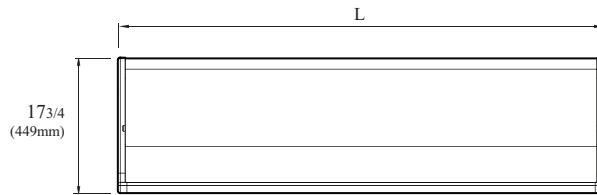


TOMD-60HB

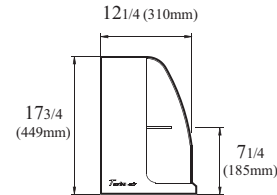


TOMD-60HS

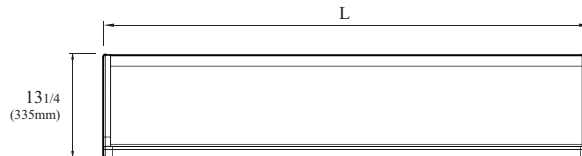
PLAN VIEW (unit : inch)



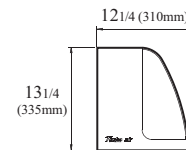
TOMD-H : Front View



TOMD-H : Side View



TOMD-L : Front View



TOMD-L : Side View



	TOMD-30HW(B,S)	TOMD-40HW(B,S)	TOMD-50HW(B,S)	TOMD-60HW(B,S)	TOMD-75HW(B,S)
Ext. Dimension (L x D x H)	28 x 12 1/4 x 17 3/4	39 x 12 1/4 x 17 3/4	50 3/4 x 12 1/4 x 17 3/4	63 1/4 x 12 1/4 x 17 3/4	75 5/8 x 12 1/4 x 17 3/4
Int. Dimension (L x D x H)	25 1/2 x 9 1/8 x 15 7/8	36 5/8 x 9 1/8 x 15 7/8	48 3/8 x 9 1/8 x 15 7/8	60 3/4 x 9 1/8 x 15 7/8	73 1/4 x 9 1/8 x 15 7/8
Cu. ft	2.1	3	4	5	6.1
# of Doors	2	2	2	3	3
# of Shelves	1	1	1	1	1
Shelf size (L x D)(in.)	25 1/2 x 7	36 1/2 x 7	48 1/4 x 7	60 3/4 x 7	73 1/4 x 7
Crated Weight (lbs.)	53	70	87	110	128

	TOMD-30LW(B,S)	TOMD-40LW(B,S)	TOMD-50LW(B,S)	TOMD-60LW(B,S)	TOMD-75LW(B,S)
Ext. Dimension (L x D x H)	28 x 12 1/4 x 13 1/4	39 x 12 1/4 x 13 1/4	50 3/4 x 12 1/4 x 13 1/4	63 1/4 x 12 1/4 x 13 1/4	75 5/8 x 12 1/4 x 13 1/4
Int. Dimension (L x D x H)	25 1/2 x 9 1/8 x 11 3/8	36 5/8 x 9 1/8 x 11 3/8	48 3/8 x 9 1/8 x 11 3/8	60 3/4 x 9 1/8 x 11 3/8	73 1/4 x 9 1/8 x 11 3/8
Cu. ft	1.5	2.1	2.9	3.6	4.3
# of Doors	2	2	2	3	3
Crated Weight (lbs.)	38	51	65	80	95

■ **WARRANTY : 2 Year Parts and Labor Warranty**