

Project:	Quantity:
Model #:	Approval:

For Commercial Use Only


Commercial Electric Thermostatic Countertop Griddle

STANDARD FEATURES



- 3000/4000W (208V/240V) element every 12"
- Temperature control range 150°F-450°F
- 1" thick griddle plate
- "Cool-to-the-touch" front s/s edge
- Back and side splash guards fully welded
- Adjustable stainless steel legs, non-skid feet
- Removeable 4" grease drawer
- Grease trough is standard 4" spatula width
- All stainless steel cabinet
- Thermostat controls for faster heat recovery
- Cordset not included, must be hardwired by a professional

- cETLus
 - ETL Sanitation Listd
- Conforms to UL & NSF Standard



USR BRANDS is a US supplier of premium quality commercial cooking, refrigeration and food preparation equipment. Our aim is simple. Produce industry-leading commercial restaurant equipment at reasonable prices, and back it all up with an easy to understand, no nonsense warranty that people can count on.

TECHNICAL DATA

DIMENSIONS

MODEL	Exterior Dimensions	Packing Dimensions	Cooking Surface Dimensions	Net Weight	Gross Weight	Number of Burners
SR-EG24	24" x 30" x15.5"	27.6" x 33.5" x19.3"	23.6" x 20.7"	190 lb.	234lb.	2
SR-EG36	36" x 30" x15.5"	39.4" x 33.5" x19.3"	35.6" x 20.7"	264 lb.	340lb.	3
SR-EG48	48" x 30" x15.5"	51.2" x 33.5" x19.3"	47.2" x 20.7"	348 lb.	432 lb.	4

ELECTRICAL

SR-EG12	Phase	Single phase	
	Voltage	208	240
	Rated Wattage	3000	4000
	Wire connect		
	Nominal Amps Per Line	14.44	16.66
	For supple use wire size shown or larger	AWG #14	AWG #14

SR-EG36	Phase	Three phase			Single phase	
	Voltage	208	240	208	240	
	Rated Wattage	9000	12000	9000	12000	
	Wire connect	X Y Z	X Y Z	X-Y	X-Y	
	Nominal Amps Per Line	25	25	25	28.9	28.9
	For supple use wire size shown or larger	AWG #12	AWG #10	AWG #6	AWG #6	

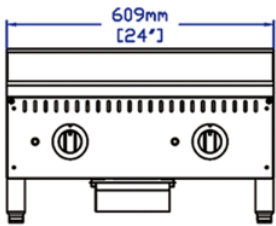
SR-EG24	Phase	Three phase			Single phase	
	Voltage	208	240	208	240	
	Rated Wattage	6000	8000	6000	8000	
	Wire connect	X Y Z	X Y Z	X-Y	X-Y	
	Nominal Amps Per Line	14.4	25	14.4	16.7	28.88
	For supple use wire size shown or larger	AWG #16	AWG #12	AWG #16	AWG #14	AWG #10

SR-EG48	Phase	Three phase parallel supply			Single phase dual supply			
	Voltage	208	240	208	240			
	Rated Wattage	12000	16000	6000	6000	8000	8000	
	Wire connect	X Y Z	X Y Z	X-Y	X-Y	X-Y	X-Y	
	Nominal Amps Per Line	38.2	38.2	25	44.2	44.2	29	28.9
	For supple use wire size shown or larger	AWG #6	AWG #6	AWG #8	AWG #6	AWG #6	AWG #8	AWG #10

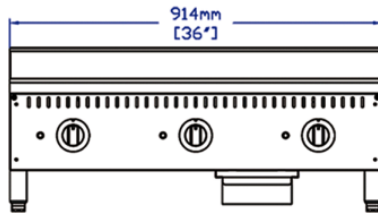
TECHNICAL DRAWING

FRONT VIEW

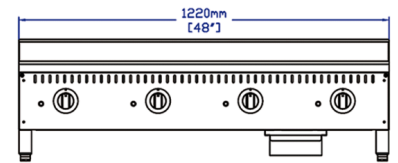
SR-EG24



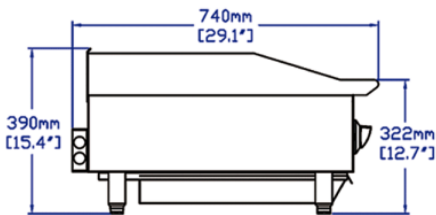
SR-EG36



SR-EG48



SIDE VIEW



TOP VIEW

