



BEVERAGE-AIR

Project: _____	AIA#
Item: _____	SIS#
Location: _____	
Approved: _____	

SPE ELITE SERIES FOOD PREPARATION TABLES

SPE36HC Sandwich Prep Table with 17" Cutting Board Hydrocarbon Series

MODELS:
SPE36HC-08C

SPE36HC Elite Series Sandwich Prep: Cutting Top Series



3 Year Parts/Labor Warranty
Additional 2 Year Compressor Warranty

CABINET CONSTRUCTION

- Stainless steel front, sides, top, doors and grille (*galvanized back & bottom*)
- Interior liner is made of corrosion resistant aluminum
- Removable hoods and insulated lid assemblies are made of matching stainless steel
- Self-closing doors with 120° Stay-open feature, on cartridge style hinges
- Easy door removal for service and cleaning
- Field-reversible doors with snap-in door gaskets
- Painted aluminum door handles
- 6" Casters, 2 with brakes standard
- 17" Wide cutting board constructed of white polyethylene plastic
- Cutting board removable for cleaning
- Two epoxy-coated steel wire shelves per section standard
- Pans furnished are 4" deep constructed of polycarbonate plastic
- Enhanced airflow maintains temperature between 36° to 38°F

OPTIONS & ACCESSORIES

- Stainless steel interior option
- Stainless steel back
- Remote options
- Overshelves (single or double)
- Drawers or combination models
- Crumb catcher
- Modified pan openings
- Solid door with locks
- 6" Legs
- 3" Casters
- Low profile casters
- Richlite cutting board
- Night cover

REFRIGERATION SYSTEM

- Refrigeration system uses R290 refrigerant to comply with all environmental concerns
- Recirculated, forced air from evaporator is moved under pans, which are recessed 2" from top of cabinet
- Automatic, non-electric evaporator
- System is serviceable from rear
- Epoxy coated evaporator coil

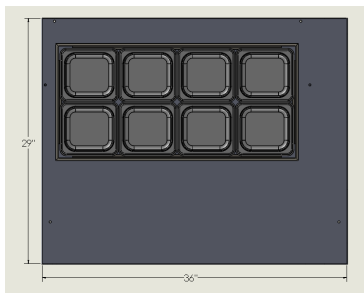


3779 Champion Blvd., Winston-Salem, NC 27105
1-888-845-9800 Fax: 1-336-245-6453
Beverage-Air.com sales@bevair.com



BEVERAGE-AIR

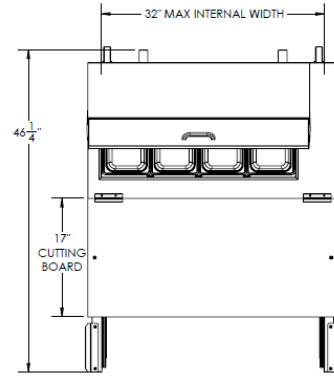
MODEL	SPE36HC-08C
EXTERNAL DIMENSIONAL DATA	
Width Overall	36"
Depth Overall with Cutting Board & Bumper	38 1/4"
Height Overall with 6" Casters	45"
Number of Doors	2
Depth with Door Open Extended	46 1/4"
Solid Door Opening (in)	13 3/4" x 21 7/8"
Depth, Cutting Board	17"
Shelf Area (sq. in.)	Upper 215 3/4" Lower 245 33/64"
INTERNAL DIMENSIONAL DATA	
NET Capacity (cubic ft.)	10.2
Internal Width Overall (in)	32"
Internal Depth Overall (in)	Upper 23 3/8" Lower 15 3/8"
Internal Height Overall (in)	23"
Internal Height Useable (in)	17 3/8"
Number of Shelves	4
Number of Pans	(8) 1/6
ELECTRICAL DATA	
Full Load Amperes 115/60/1	2
REFRIGERATION DATA	
Horsepower	1/6
Capacity (BTU/Hr)*	1140
WEIGHT DATA	
Gross Weight (Crated lbs)	268 lbs
Height - Crated	48"
Width - Crated	38"
Depth - Crated	38"



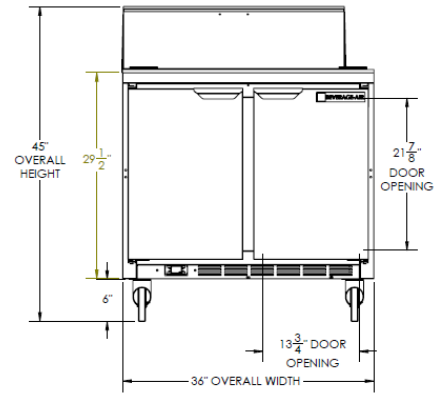
Food Preparation Table - Cutting Top

Models: SPE36HC-08C

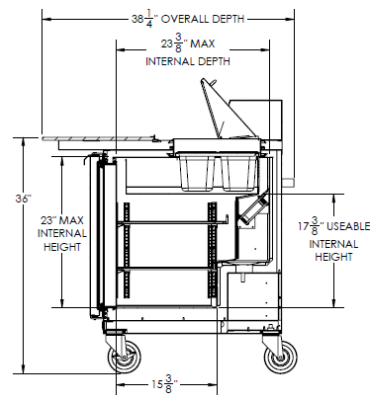
Model Views



Plan View



Elevation View



Side View

ELECTRICAL CONNECTION



115/60/1
NEMA-5-15P

Units pre-wired at factory and include 8' long cord and plug set.



an Ali Group Company



The Spirit of Excellence

3779 Champion Blvd., Winston-Salem, NC 27105
1-888-845-9800 Fax: 1-336-245-6453
Beverage-Air.com sales@bevair.com