



# BEVERAGE-AIR

Project: _____	AIA#
Item: _____	
Location: _____	SIS#
Approved: _____	

# WTRF48AHC DUAL TEMP WORKTOP

## DUAL TEMP WORKTOP

### WTRF48AHC Two Door Refrigerator/Freezer Hydrocarbon Series

**MODEL:  
WTRF48AHC**



**3 Year Parts/Labor Warranty  
Additional 4 Year Compressor Warranty**

### CABINET CONSTRUCTION

- Stainless steel front, sides, doors, and grille (galvanized back & bottom)
- Interior liner is made of corrosion resistant aluminum
- Stainless steel top
- 4" Removable backsplash
- Dual Temp: left side refrigerator, right side freezer units provide two different operating temperature zones for different types of products
- Full electronic control
- Interior thermometer is standard
- Self-closing doors with 120° stay-open feature, on cartridge style hinges
- Magnetic gasket attached to each door for positive seal
- Painted aluminum door handles
- 6" Casters, two (2) with brakes standard
- Four (4) epoxy-coated steel wire shelves
- Field reversible doors (hinge kit required)

### OPTIONS & ACCESSORIES

- Stainless steel back
- Stainless steel interior
- Right or left hinged door
- Locks (doors only)
- Wire shelf divider
- 3" Casters or 6" legs
- Low profile casters
- 4" Foamed-in-place backsplash (-FIP)
- Flat-top with no backsplash (-FLT)
- Remote option\* (see note on back page)

### REFRIGERATION SYSTEM

- Uses environmentally friendly, energy efficient R290 refrigerant, and meets all regulatory requirements for CARB, SNAP, DOE & more
- Adaptive defrost
- Refrigerator maintains product temperatures between 36°F and 38°F
- Freezer maintains product temperature from -10°F and below



  
Please verify qualifying units by visiting:  
[www.energystar.gov/cfs](http://www.energystar.gov/cfs)

3779 Champion Blvd., Winston-Salem, NC 27105  
1-888-845-9800 Fax: 1-336-245-6453  
Beverage-Air.com Sales@bevair.com



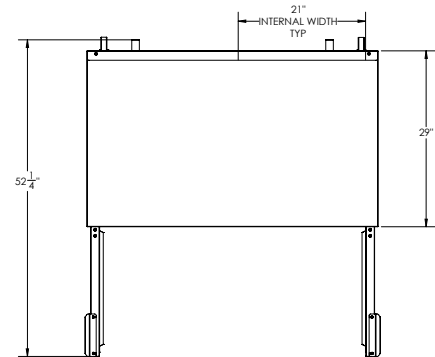
# BEVERAGE-AIR

## Dual Temp Worktop Refrigerator/Freezer Model: WTRF48AHC

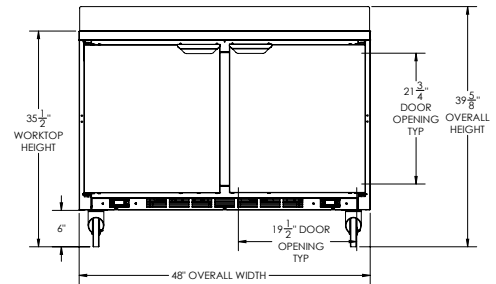
MODEL	WTRF48AHC
<b>EXTERNAL DIMENSIONAL DATA</b>	
Width Overall	48"
Depth Overall (with handle & bumper)	32"
Height Overall (with casters)	39 5/8"
Number of Doors	2
Depth with Door Extended	52 1/4"
Door Opening (in)	19 1/2" x 21 3/4"
<b>INTERNAL DIMENSIONAL DATA</b>	
NET Capacity (cubic ft.)	(R) 5.31 (F) 5.31
Internal Width Overall (in)	(2) 21"
Internal Depth Overall (in)	15 3/8"
Internal Height Overall (in)	23"
Number of Shelves	4
<b>ELECTRICAL DATA</b>	
Full Load Amperes 115/60/1	(R) 2.0 (F) 2.5
<b>REFRIGERATION DATA</b>	
Horsepower	(R) 1/6 (F) 1/4
Capacity (BTU/Hr)	(R) 1110 (F) 857
Heat Rejection (BTU/Hr)	2950.5
Charge (lbs/grams)	(R) 0.1323/60 (F) 0.0992/45
<b>SHIPPING DATA</b>	
Gross Weight - Crated	314 lbs
Height - Crated	36"
Width - Crated	51"
Depth - Crated	32"

\*NOTE: Remote units are field wired and come with 6" legs.  
Refrigerant must be specified at time of order.

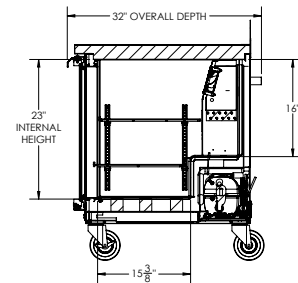
### Model Views



### PLAN VIEW



### ELEVATION VIEW



### SIDE VIEW

### ELECTRICAL CONNECTION



115/60/1  
(2) NEMA 5-15P

Unit pre-wired at factory and include (2) 8' long cord and plug set.



3779 Champion Blvd., Winston-Salem, NC 27105 1-888-845-9800 Fax: 1-336-245-6453 Beverage-Air.com Sales@bevair.com

an Ali Group Company



The Spirit of Excellence