



BEVERAGE-AIR

| | |
|-----------------|------|
| Project: _____ | AIA# |
| Item: _____ | |
| Location: _____ | SIS# |
| Approved: _____ | |

SCHOOL MILK COLD WALL COOLER

SM49HC Single Access Cooler

Hydrocarbon Series

MODEL:
SM49HC-W

SM49HC SINGLE ACCESS, COLD WALL: SCHOOL MILK SERIES

3 Year Parts/Labor Warranty
Additional 4 Year Compressor Warranty

CABINET CONSTRUCTION



- White coated steel exterior
- Interior features a one-piece, stainless steel back, front, floor with galvanized side walls for maximum milk crate support
- Stainless steel lids, hinges doors and door latches
- Full electronic control
- Heavy-duty epoxy coated steel wire floor racks standard
- Floor drain is centrally located for easy cleaning, connecting to drain hose with hose adapter
- Flexible compression door gaskets ensure tight seal
- Self-latching doors/lids with safety bumpers
- Exterior thermometer
- Cylinder lock
- 4" Heavy-duty plate casters (2 with locks)
- Cold wall milk coolers are designed to hold product temperature during service. Product should be removed at the end of service and moved to long-term, refrigerated storage.

OPTIONS & ACCESSORIES

- Stainless steel interior on white models -02
- Corner bumpers
- Cafeteria tray slide
- Graphics

REFRIGERATION SYSTEM

- Uses environmentally friendly, energy efficient R290 refrigerant, and meets all regulatory requirements for CARB, SNAP, DOE & more
- Maintains product temperature between 36° to 40°F



Please verify qualifying units by visiting:
www.energystar.gov/cfs

3779 Champion Blvd., Winston-Salem, NC 27105
1-888-845-9800 Fax: 1-336-245-6453
Beverage-Air.com Sales@bevair.com



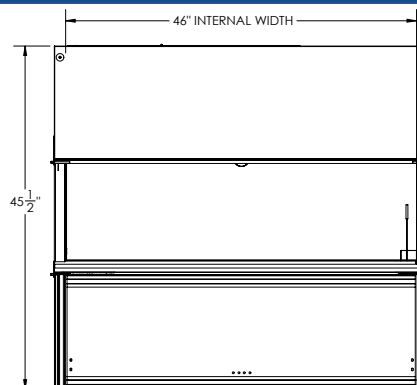
BEVERAGE-AIR

| MODEL | SM49HC-W |
|----------------------------------|----------------------------------|
| EXTERNAL DIMENSIONAL DATA | |
| Width Overall | 49" |
| Depth Overall | 30 ⁵ / ₈ " |
| Height Overall with Casters | 41 ¹ / ₈ " |
| Number of Lids/Doors | Single Access |
| Depth with Door Open 90° | 45 ¹ / ₂ " |
| INTERNAL DIMENSIONAL DATA | |
| NET Capacity (cubic ft.) | 20.32 |
| Internal Width Overall (in) | 46" |
| Internal Depth Overall (in) | 27" |
| Internal Height Usable (in) | 25 ³ / ₄ " |
| CASE CAPACITY | |
| 13" X 13" X 11" | 12 |
| 19" X 13" X 11" | 8 |
| ELECTRICAL DATA | |
| Full Load Amperes | 2.2 |
| REFRIGERATION DATA | |
| Horsepower | 1/3 |
| Capacity (BTU/Hr) | 1367 |
| SHIPPING DATA | |
| Gross Weight - Crated | 338 lbs |
| Height - Crated | 47" |
| Width - Crated | 52" |
| Depth - Crated | 34" |

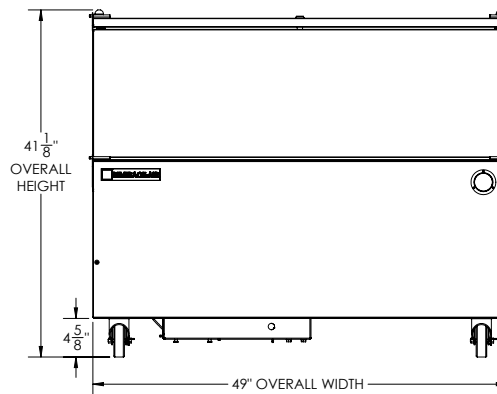
School Milk Cooler - Single Access

Model: SM49HC-W

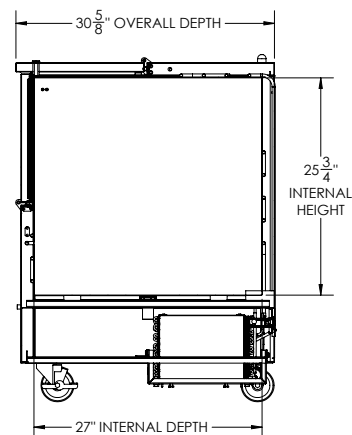
Model Views



PLAN VIEW



ELEVATION VIEW



SIDE VIEW

ELECTRICAL CONNECTION



115/60/1
NEMA 5-15P

Units pre-wired at factory and include 8' long cord and plug set.



3779 Champion Blvd., Winston-Salem, NC 27105 1-888-845-9800 Fax: 1-336-245-6453 Beverage-Air.com Sales@bevoir.com

an Ali Group Company



The Spirit of Excellence