



# BEVERAGE-AIR®

Project: _____	AIA#
Item: _____	
Location: _____	SIS#
Approved: _____	

## SCHOOL MILK COLD WALL COOLER

### SM49HC Single Access Cooler

#### Hydrocarbon Series

**MODEL:**  
**SM49HC-S**

**SM49HC SINGLE ACCESS, COLD WALL: SCHOOL MILK SERIES**



**3 Year Parts/Labor Warranty**  
**Additional 4 Year Compressor Warranty**

### CABINET CONSTRUCTION

- Stainless steel exterior and interior
- Stainless steel lids, hinges doors and door latches
- Full electronic control
- Heavy-duty epoxy coated steel wire floor racks standard
- Floor drain is centrally located for easy cleaning, connecting to drain hose with hose adapter
- Flexible compression door gaskets ensure tight seal
- Self-latching doors/lids with safety bumpers
- Exterior thermometer
- Cylinder lock
- 4" Heavy-duty plate casters (2 with locks)
- Cold wall milk coolers are designed to hold product temperature during service. Product should be removed at the end of service and moved to long-term, refrigerated storage.

### OPTIONS & ACCESSORIES

- Corner bumpers
- Cafeteria tray slide
- Graphics

### REFRIGERATION SYSTEM

- Uses environmentally friendly, energy efficient R290 refrigerant, and meets all regulatory requirements for CARB, SNAP, DOE & more
- Maintains product temperature between 36° to 40°F



Please verify qualifying units by visiting:  
[www.energystar.gov/cfs](http://www.energystar.gov/cfs)

3779 Champion Blvd., Winston-Salem, NC 27105  
1-888-845-9800 Fax: 1-336-245-6453  
Beverage-Air.com Sales@bevair.com



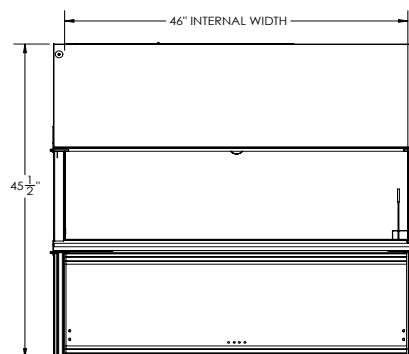
# BEVERAGE-AIR

MODEL	SM49HC-S
<b>EXTERNAL DIMENSIONAL DATA</b>	
Width Overall	49"
Depth Overall	30 5/8"
Height Overall with Casters	41 1/8"
Number of Lids/Doors	Single Access
Depth with Door Open 90°	45 1/2"
<b>INTERNAL DIMENSIONAL DATA</b>	
NET Capacity (cubic ft.)	20.32
Internal Width Overall (in)	46"
Internal Depth Overall (in)	27"
Internal Height Usable (in)	25 3/4"
<b>CASE CAPACITY</b>	
13" X 13" X 11"	12
19" X 13" X 11"	8
<b>ELECTRICAL DATA</b>	
Full Load Amperes	2.2
<b>REFRIGERATION DATA</b>	
Horsepower	1/3
Capacity (BTU/Hr)	1367
<b>SHIPPING DATA</b>	
Gross Weight - Crated	338 lbs
Height - Crated	47"
Width - Crated	52"
Depth - Crated	34"

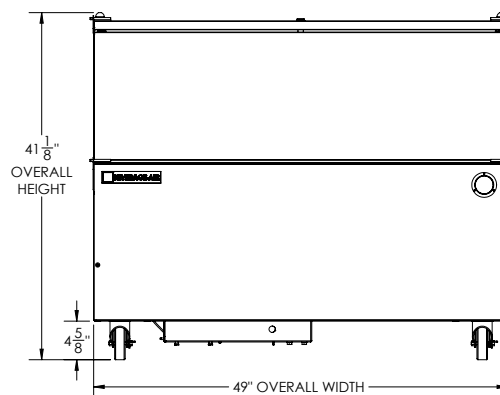
## School Milk Cooler - Single Access

Model: SM49HC-S

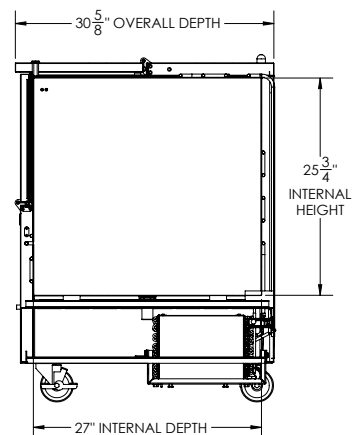
### Model Views



### PLAN VIEW



### ELEVATION VIEW



### SIDE VIEW

### ELECTRICAL CONNECTION



115/60/1  
NEMA 5-15P

Units pre-wired at factory and include 8' long cord and plug set.



3779 Champion Blvd., Winston-Salem, NC 27105 1-888-845-9800 Fax: 1-336-245-6453 Beverage-Air.com Sales@bevair.com

an Ali Group Company



The Spirit of Excellence