



BEVERAGE-AIR

Project: _____	AIA#
Item: _____	
Location: _____	SIS#
Approved: _____	

VISTA® BOTTOM MOUNT REACH-IN REFRIGERATOR

MODEL:
RB49HC-1G

RB49HC Glass Door Reach-In Refrigerator
Hydrocarbon Series

RB49HC BOTTOM MOUNT MODEL: VISTA® SERIES



3 Year Parts/Labor Warranty
Additional 4 Year Compressor Warranty

CABINET CONSTRUCTION

- Stainless steel front and grille, gray painted sides
- Gray painted aluminum interior
- Full electronic control
- LED lighting
- Self-closing doors with 120° stay-open feature, on spring-loaded hinges
- One-piece grille allow easy removal/installation for preventative maintenance
- Six (6) heavy duty epoxy coated wire shelves standard
- 6" Casters standard with (2) brakes

OPTIONS & ACCESSORIES

- Stainless steel universal tray slide (AC)
- Epoxy shelves
- Shelf clips
- 3" Casters or 6" legs
- 6" Flanged/seismic feet
- Door locks
- Remote option* (see note on back page)

REFRIGERATION SYSTEM

- Uses environmentally friendly, energy efficient R290 refrigerant, and meets all regulatory requirements for CARB, SNAP, DOE & more
- Adaptive defrost
- Epoxy coated evaporator coil
- Maintains product temperatures between 36°-38° F



Please verify qualifying units by visiting:
www.energystar.gov/cfs

3779 Champion Blvd., Winston-Salem, NC 27105
1-888-845-9800 Fax: 1-336-245-6453
Beverage-Air.com Sales@bevair.com



BEVERAGE-AIR

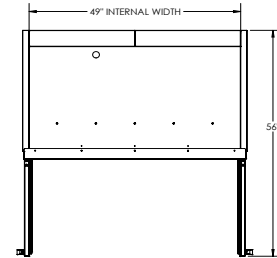
MODEL	RB49HC-1G
EXTERNAL DIMENSIONAL DATA	
Width Overall	52"
Depth Overall with Handle	33 1/2"
Height Overall	84 1/4"
Number of Doors	2
Depth with Door Open 90°	56"
Door Opening (in)	22 5/8" x 52 5/8"
INTERNAL DIMENSIONAL DATA	
NET Capacity (cubic ft.)	36.87
Internal Width Overall (in)	49"
Internal Depth Overall (in)	26"
Internal Height Overall (in)	61 5/8"
Number of Shelves	6
ELECTRICAL DATA	
Full Load Amperes 115/60/1	5.4
REFRIGERATION DATA	
Horsepower	1/3
Capacity (BTU/Hr)	2392
SHIPPING DATA	
Gross Weight (crated lbs)	566 lbs
Height - Crated	87"
Width - Crated	54"
Depth - Crated	36"

*NOTE: Remote units are field wired and come with 6" legs.
Refrigerant must be specified at time of order.

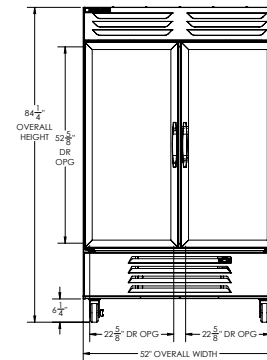
VISTA® Bottom Mount Reach-In Refrigerator Model: RB49HC-1G

Model Views

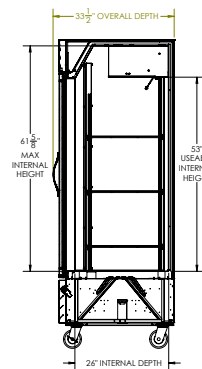
Required Clearance: Rear 3"



PLAN VIEW



ELEVATION VIEW



SIDE VIEW

ELECTRICAL CONNECTION



115/60/1
NEMA-5-15P

Units pre-wired at factory and include 8' long cord and plug set.



3779 Champion Blvd., Winston-Salem, NC 27105 1-888-845-9800 Fax: 1-336-245-6453 Beverage-Air.com Sales@bevair.com

an Ali Group Company



The Spirit of Excellence