



BEVERAGE-AIR

Project: _____	AIA#
Item: _____	
Location: _____	SIS#
Approved: _____	

MARKETMAX FREEZER

MODEL:
MMF49HC-1-W

MMF49HC White Hinged Double Glass Doors
Hydrocarbon Series

MMF49HC HINGED GLASS DOOR: MERCHANDISER SERIES



3 Year Parts/Labor Warranty
Additional 4 Year Compressor Warranty

CABINET CONSTRUCTION

- Exterior finish is heavy-duty steel with a white baked on durable coating
- Heavy-duty interior construction includes white coated steel walls
- Modern one-piece grille
- Full electronic control
- Freezer have triple pane lowE argon filled glass doors
- Self-closing door with 120° stay-open feature
- Snap-in gaskets, easy to remove for cleaning or replacement
- LED lighting
- Brightly lit sign panel
- Five (5) heavy-duty epoxy coated wire shelves per door section
- Four (4) shelf clips included per shelf
- Self-contained bottom mount refrigeration system
- Leveling feet standard

OPTIONS & ACCESSORIES

- Black or stainless steel exterior option
- Black or stainless steel interior option
- Left door hinged (at time of order)
- Shelves black or white
- Shelf clips
- Flow track
- Gravity track
- Price tag molding
- Electronic lock models (swing doors only)
- 3" or 6" Casters
- 6" Legs or seismic/flanged legs
- Door locks
- Custom signage & decals
- Remote option* (see note on back on page)

REFRIGERATION SYSTEM

- Uses environmentally friendly, energy efficient R290, and meets all regulatory requirements for CARB, SNAP, DOE & more
- Adaptive defrost
- Epoxy coated evaporator coil
- Freezer capable of maintaining product temperatures down to -10°F




Please verify qualifying units by visiting:
www.energystar.gov/cfs

3779 Champion Blvd., Winston-Salem, NC 27105
1-888-845-9800 Fax: 1-336-245-6453
Beverage-Air.com Sales@bevair.com



BEVERAGE-AIR

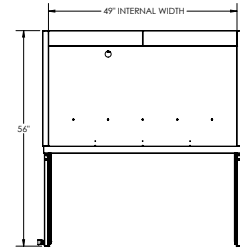
MODEL	MMF49HC-1-W
EXTERNAL DIMENSIONAL DATA	
Width Overall	52"
Depth Overall with Handle	33 1/2"
Height Overall	78"
Number of Doors	2
Depth with Door Open 90°	56"
Door Opening (in)	22 5/8" x 52 5/8"
INTERNAL DIMENSIONAL DATA	
NET Capacity (cubic ft.)	46.2
Internal Width Overall (in)	49"
Internal Depth Overall (in)	26"
Internal Height Overall (in)	61 5/8"
Internal Height Useable (in)	53"
Number of Shelves	10
ELECTRICAL DATA	
Full Load Amperes 115/60/1	11.0
REFRIGERATION DATA	
Horsepower*	3/4
Capacity (BTU/Hr)*	2312
SHIPPING DATA	
Gross Weight - Crated	596 lbs
Height - Crated	85"
Width - Crated	54"
Depth - Crated	36"

*NOTE: Remote units are field wired and come with 6" legs.
Refrigerant must be specified at time of order.

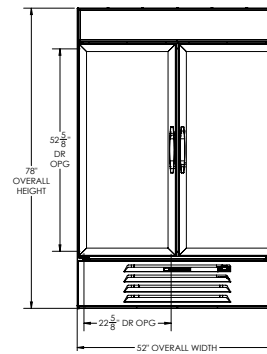
Freezer Double Glass Doors MMF49HC-1-W

Model Views

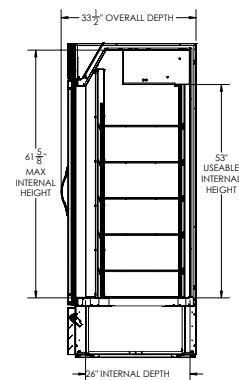
Required Clearance: Top 12", Rear 3"



PLAN VIEW



ELEVATION VIEW



SIDE VIEW

*ELECTRICAL CONNECTION



115/60/1
NEMA 5-15P

Unit pre-wired at factory and include 8' long cord and plug set.



3779 Champion Blvd., Winston-Salem, NC 27105 1-888-845-9800 Fax: 1-336-245-6453 Beverage-Air.com Sales@bevair.com

an Ali Group Company



The Spirit of Excellence