



# BEVERAGE-AIR

Project: \_\_\_\_\_

AIA#

Item: \_\_\_\_\_

Location: \_\_\_\_\_

SIS#

Approved: \_\_\_\_\_

## BB BAR EQUIPMENT - BACK BAR REFRIGERATOR

BB72HC Sliding Glass Door  
Hydrocarbon Series

MODEL:  
BB72HC-1-GS-B  
BB72HC-1-GS-S

BB72HC Back Bar Refrigerators: Sliding Door Series

**3 Year Parts/Labor Warranty**  
**Additional 4 Year Compressor Warranty**

### CABINET CONSTRUCTION

- Black or stainless steel exterior
- Interior construction utilizes galvanized steel on walls and ceiling, heavy duty stainless steel floor
- Full electronic control
- Heavy duty stainless steel floor
- Galvanized sub-top standard
- Two (2) epoxy coated shelves per section, standard
- Self-closing sliding glass doors have black frame regardless of finish
- Stay-open feature
- LED lighting
- Packaged products only
- Compressor available on left or right, specify at time of unit order
- Balanced, forced air refrigeration system provides rapid chilling of product
- Maintains product temperature between 36°F and 38°F



**BB72HC-1-GS-S**  
(Black model shown)

### OPTIONS & ACCESSORIES

- For Stainless steel interior (refer to -F models)
- 2" Stainless steel top
- Wine model (40°-60° models)
- Wine shelf divider
- Pass-thru models available
- Food rated models available
- Additional shelves
- Additional shelf clips
- 3" or 6" casters
- 6" Black legs
- Remote option (Refrigerant must be specified at time of order, see note on back on page)

### REFRIGERATION SYSTEM

- Refrigeration system uses R290 refrigerant to comply with all environmental concerns
- Automatic, non-electric defrost
- Epoxy coated evaporator coil



3779 Champion Blvd., Winston-Salem, NC 27105  
1-888-845-9800 Fax: 1-336-245-6453  
Beverage-Air.com Sales@bevair.com



# BEVERAGE-AIR

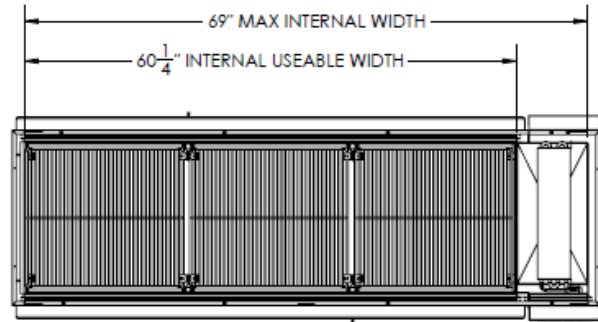
## Bar Equipment-Back Bar Refrigerator Sliding Glass Door

Model: BB72HC-1-GS-B, BB72HC-1-GS-S

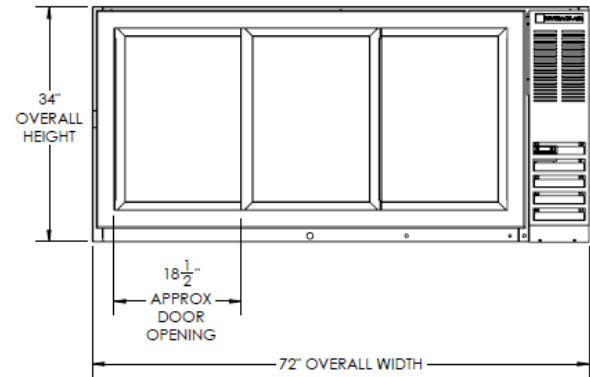
MODEL	BB72HC-1-GS-B	BB72HC-1-GS-S
<b>EXTERNAL DIMENSIONAL DATA</b>		
Width Overall	72"	72"
Depth Overall	23 5/8"	23 5/8"
Height Overall	34"	34"
Number of Doors	3	3
Door Opening (in)	-	-
<b>INTERNAL DIMENSIONAL DATA</b>		
NET Capacity (cubic ft.)	19.92	19.92
Internal Width Overall (in)	60 1/4"	60 1/4"
Internal Depth Overall (in)	18 1/2"	18 1/2"
Internal Height Overall (in)	28"	28"
Number of Shelves	6	6
Number of Kegs	3	3
<b>ELECTRICAL DATA</b>		
Full Load Amperes *115/60/1	3.1	3.1
<b>REFRIGERATION DATA</b>		
Horsepower*	1/3	1/3
Capacity (BTU/Hr)*	1942	1942
<b>WEIGHT DATA</b>		
Gross Weight (Crated lbs)	381 lbs	381 lbs
Height - Crated	43"	43"
Width - Crated	75"	75"
Depth - Crated	27"	27"

\*NOTE: Remote units are field wired and comes with 6" legs. Refrigerant must be specified at time of order.

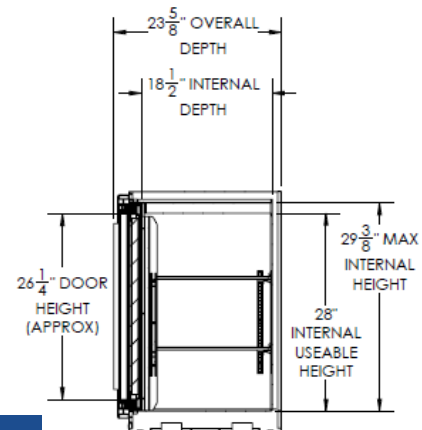
### Model Views



### Plan View



### Elevation View



### Side View

### ELECTRICAL CONNECTION



115/60/1  
NEMA-5-15P

Units pre-wired at factory and include 8' long cord and plug set.



an Ali Group Company



The Spirit of Excellence

3779 Champion Blvd., Winston-Salem, NC 27105  
1-888-845-9800 Fax: 1-336-245-6453  
Beverage-Air.com sales@bevair.com